



















## Quilt Top Requirements:

The Serendipity Quilt features Spring Brook  
by Corey Yoder for Moda Fabrics.

Yardage	Description	SKU			
5 ¼ yards	Background	48626-94			
Eleven Half Yards:	Blocks				
					
29110-12	29110-18	29111-18	29112-11	29112-14	29112-17
					
29115-22	29115-31	29116-13	29116-14	29116-17	
¾ yard	Binding	29117-11			

## Pieced Backing Requirements:

Yardage	Description	SKU	
7/8 yard	Background	29116-11	
½ yard	Center Unit & Border	29112-14	
Fat Quarter	Flower Petals	29111-18	
Fat Quarter	Stem Unit	29113-17	
4 ½ yards	Backing	29115-28	

## A Note Before You Cut:

The Serendipity Kit comes with foundation paper pads for making Flying Geese Units, Courthouse Step Units and Square in a Square Units.

× If you are making the quilt without the foundation pads, please follow the cutting diagrams on pages 2 and 3 when cutting the prints for your blocks.

× If you are using the foundation paper pads, follow the cutting diagrams on pages 4 and 5.

Donate to *Make a Wish!*

#SerendipityQAL

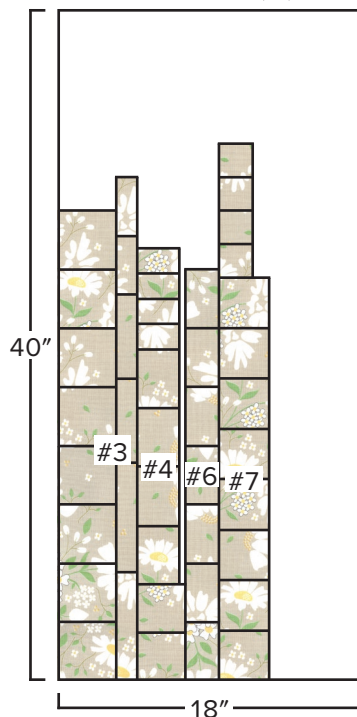
<http://site.wish.org/goto/serendipity>



## Half Yard Cutting Diagrams for Traditional Method:

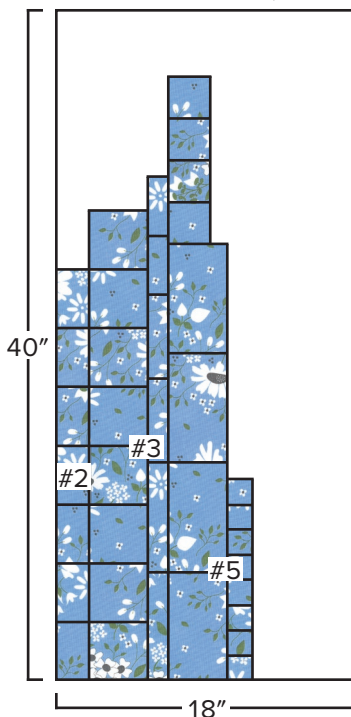
29110-12

Used in Releases 3, 4, 6 & 7



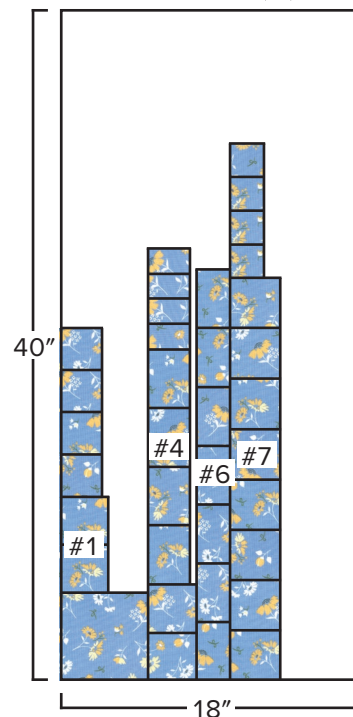
29110-18

Used in Releases 2, 3 & 5



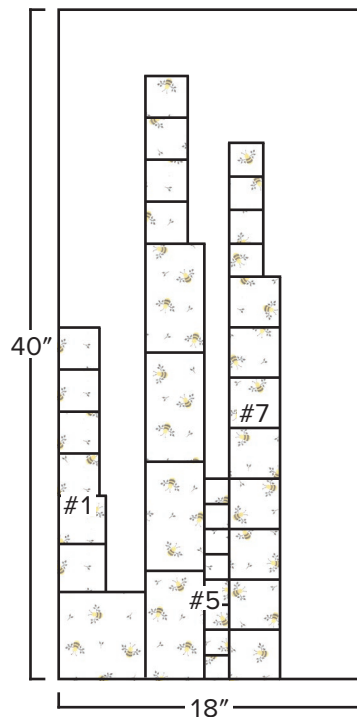
29111-18

Used in Releases 1, 4, 6 & 7



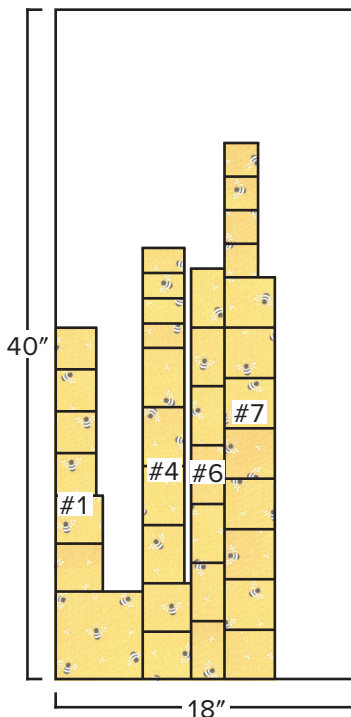
29112-11

Used in Releases 1, 5 & 7



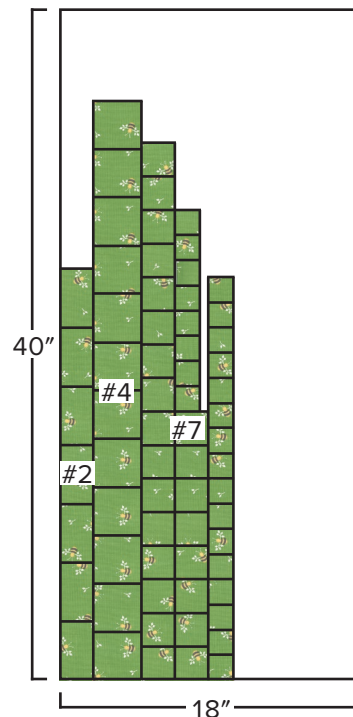
29112-14

Used in Releases 1, 4, 6 & 7



29112-17

Used in Releases 2, 4 & 7

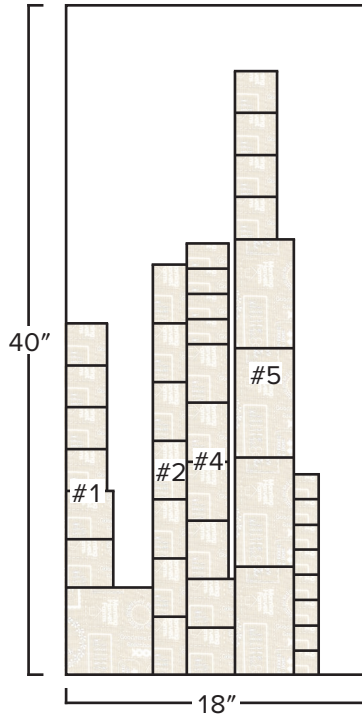




## Half Yard Cutting Diagrams for Traditional Method Continued:

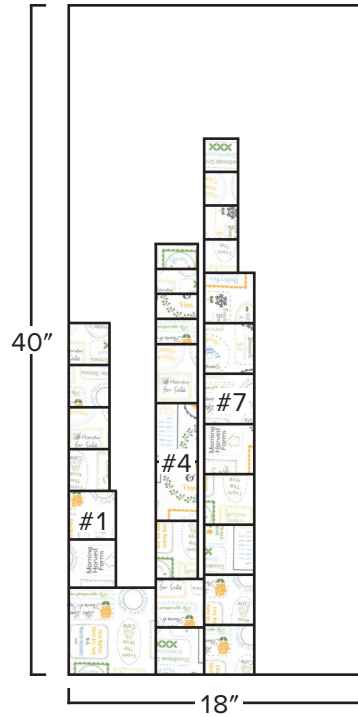
29115-22

Used in Releases 1, 2, 4 & 5



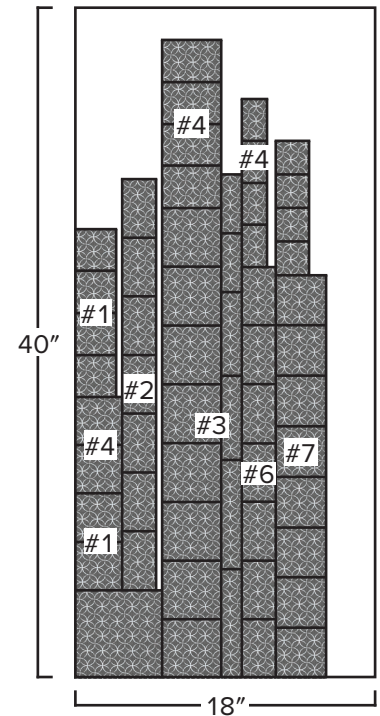
29115-31

Used in Releases 1, 4 & 7



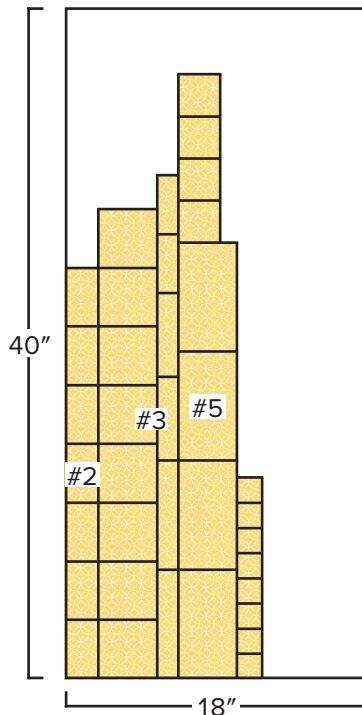
29116-13

Used in Releases 1, 2, 3,  
4, 6 & 7



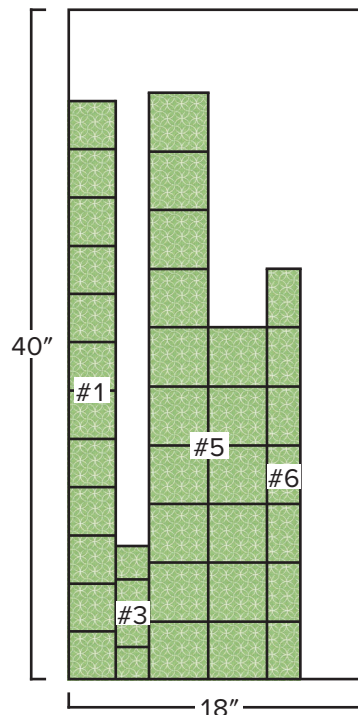
29116-14

Used in Releases 2, 3 & 5



29116-17

Used in Releases 1, 3, 5 & 6

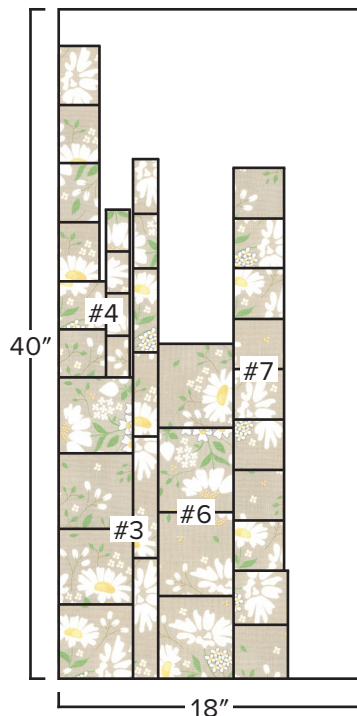




## Half Yard Cutting Diagrams for Foundation Paper Method:

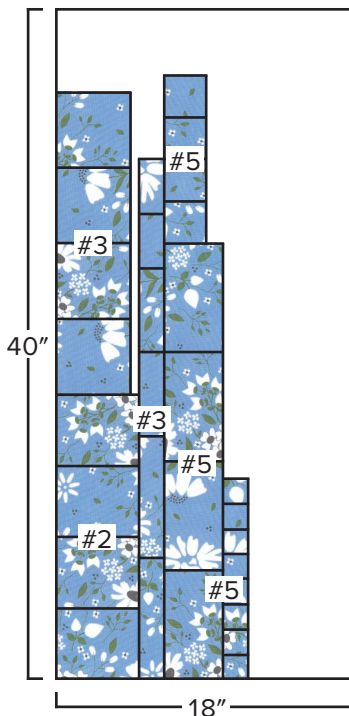
29110-12

Used in Releases 3, 4, 6 & 7



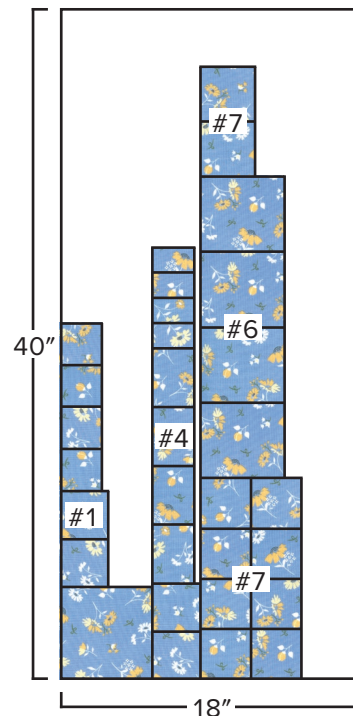
29110-18

Used in Releases 2, 3 & 5



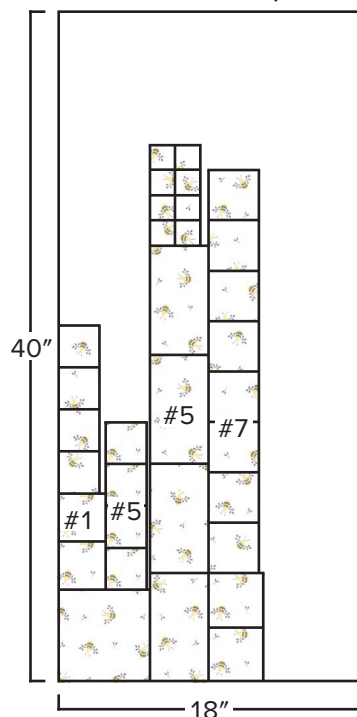
29111-18

Used in Releases 1, 4, 6 & 7



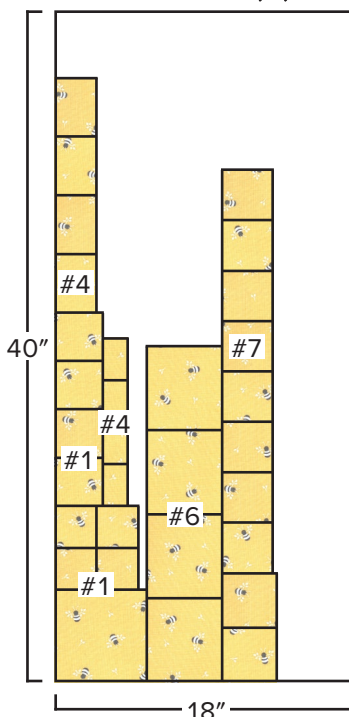
29112-11

Used in Releases 1, 5 & 7



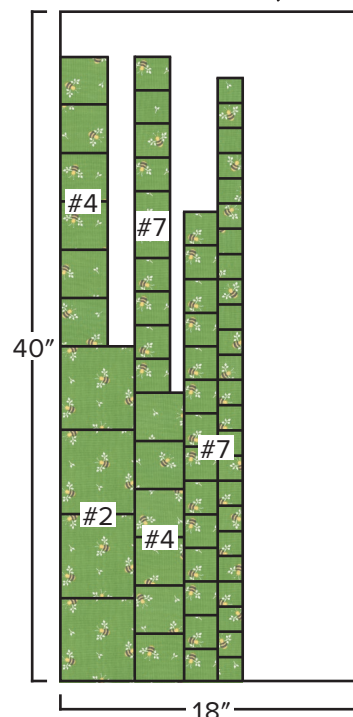
29112-14

Used in Releases 1, 4, 6 & 7



29112-17

Used in Releases 2, 4 & 7



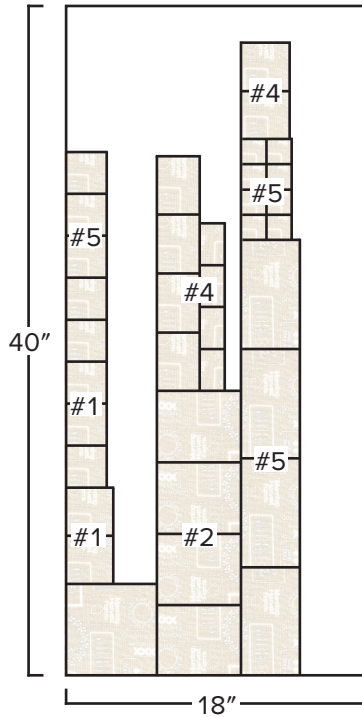




## Half Yard Cutting Diagrams for Foundation Paper Method Continued:

29115-22

Used in Releases 1, 2, 4 & 5



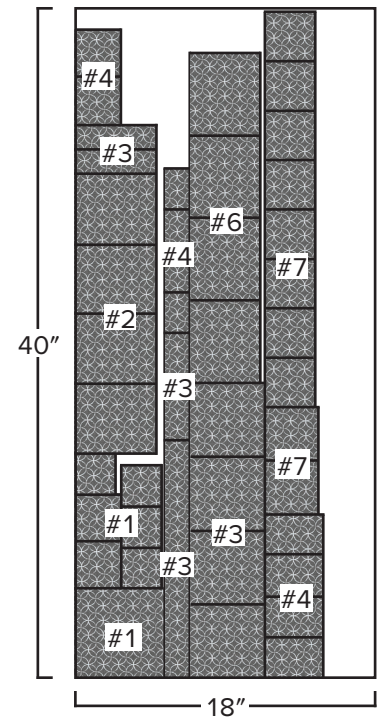
29115-31

Used in Releases 1, 4 & 7



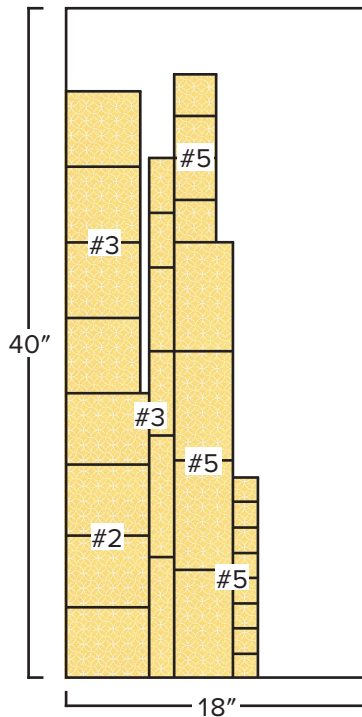
29116-13

Used in Releases 1, 2, 3,  
4, 6 & 7



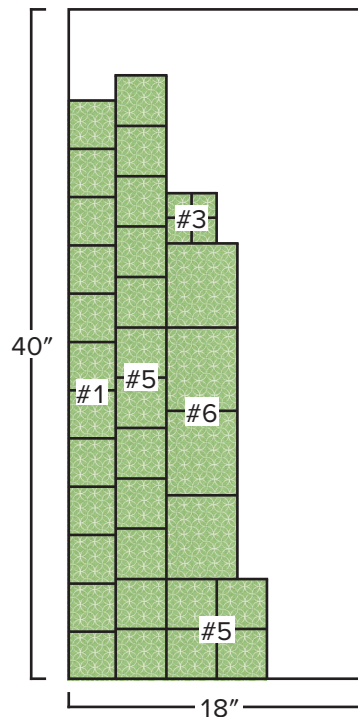
29116-14

Used in Releases 2, 3 & 5



29116-17

Used in Releases 1, 3, 5 & 6



*1<sup>st</sup> Release*

Lucky Row One × March 1st 2021




*2<sup>nd</sup> Release*

Happy Chance Row Two × March 15th 2021



*3<sup>rd</sup> Release*

Windfall Row Three × April 1st 2021



*4<sup>th</sup> Release*

Good Fortune Row Four × April 15th 2021



*5<sup>th</sup> Release*

Fateful Row Five × May 1st 2021





*6<sup>th</sup> Release*

Happenstance Row Six × May 15th 2021



*7<sup>th</sup> Release*

Jackpot Row Seven × June 1st 2021



*8<sup>th</sup> Release*

Finishing × June 15th 2021



9<sup>th</sup> Release

Backing × July 1st 2021

