



















Quilt Top Requirements:

The Serendipity Quilt features Spring Brook
by Corey Yoder for Moda Fabrics.

Yardage	Description	SKU			
5 ¼ yards	Background	48626-94			
Eleven Half Yards:	Blocks				
					
29110-12	29110-18	29111-18	29112-11	29112-14	29112-17
					
29115-22	29115-31	29116-13	29116-14	29116-17	
¾ yard	Binding	29117-11			

Pieced Backing Requirements:

Yardage	Description	SKU	
7/8 yard	Background	29116-11	
½ yard	Center Unit & Border	29112-14	
Fat Quarter	Flower Petals	29111-18	
Fat Quarter	Stem Unit	29113-17	
4 ½ yards	Backing	29115-28	

A Note Before You Cut:

The Serendipity Kit comes with foundation paper pads for making Flying Geese Units, Courthouse Step Units and Square in a Square Units.

× If you are making the quilt without the foundation pads, please follow the cutting diagrams on pages 2 and 3 when cutting the prints for your blocks.

× If you are using the foundation paper pads, follow the cutting diagrams on pages 4 and 5.

Donate to *Make a Wish!*

#SerendipityQAL

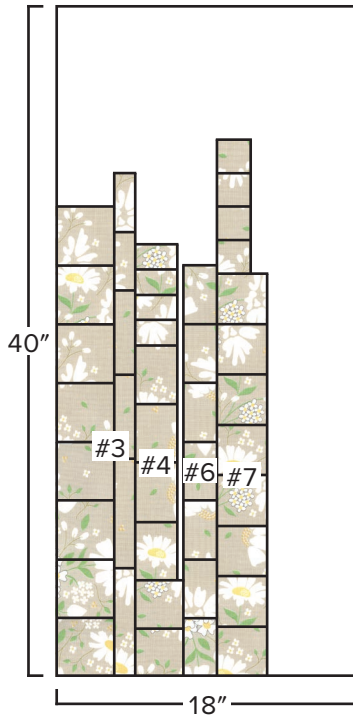
<http://site.wish.org/goto/serendipity>



Half Yard Cutting Diagrams for Traditional Method:

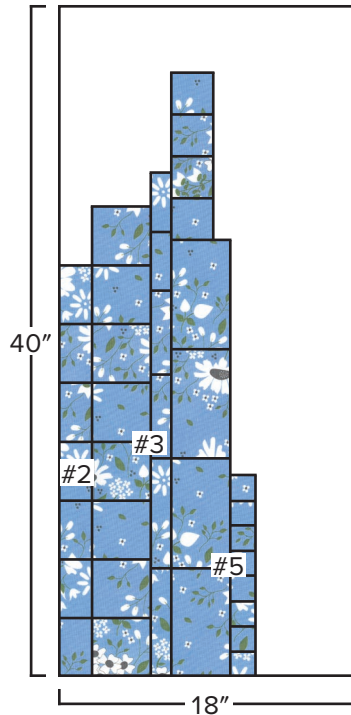
29110-12

Used in Releases 3, 4, 6 & 7



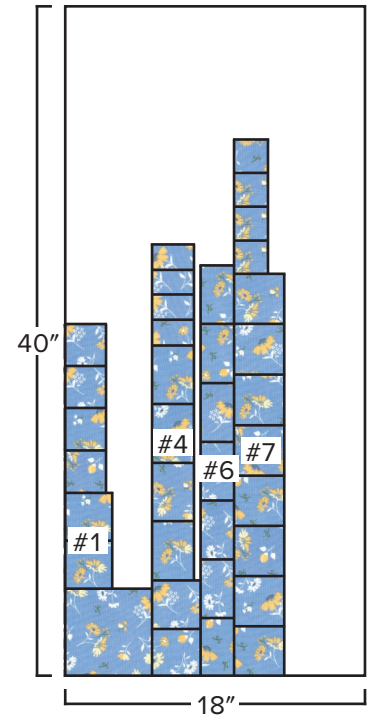
29110-18

Used in Releases 2, 3 & 5



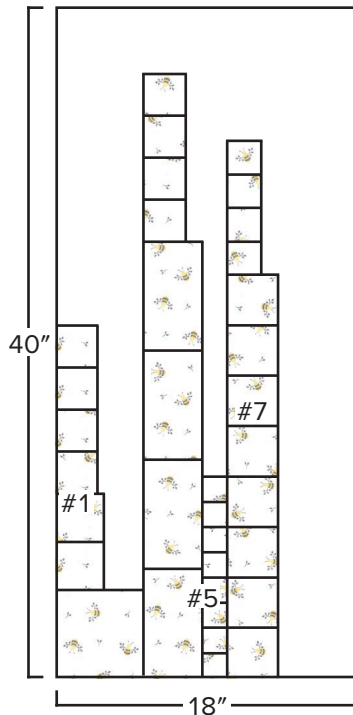
29111-18

Used in Releases 1, 4, 6 & 7



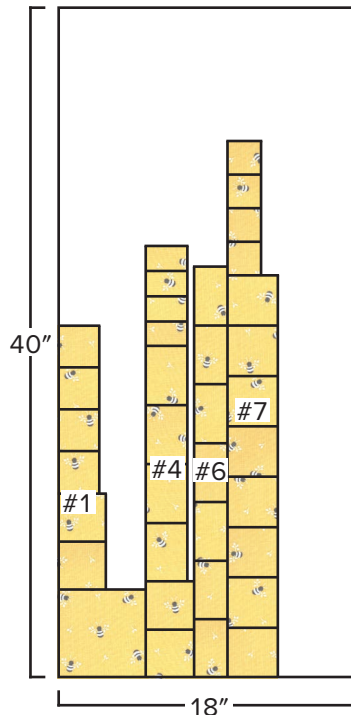
29112-11

Used in Releases 1, 5 & 7



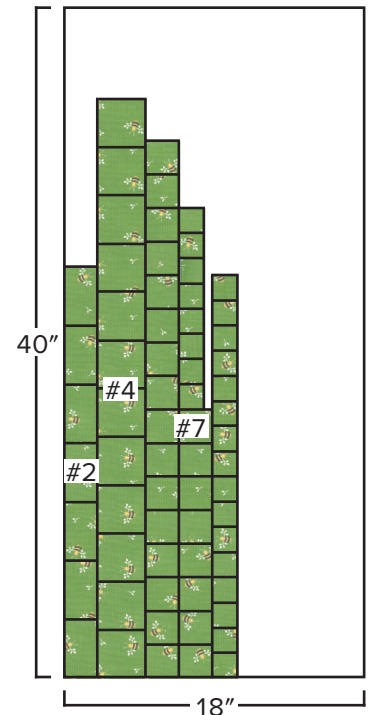
29112-14

Used in Releases 1, 4, 6 & 7



29112-17

Used in Releases 2, 4 & 7

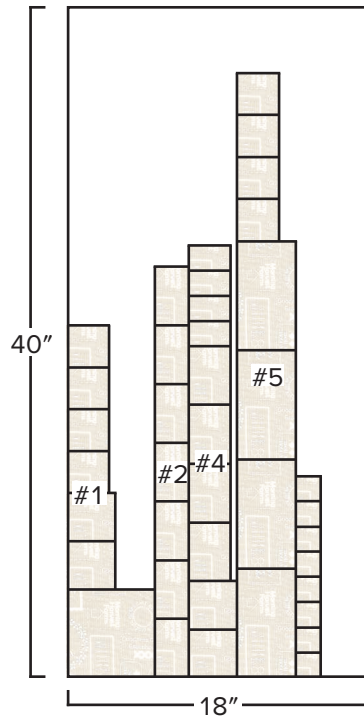




Half Yard Cutting Diagrams for Traditional Method Continued:

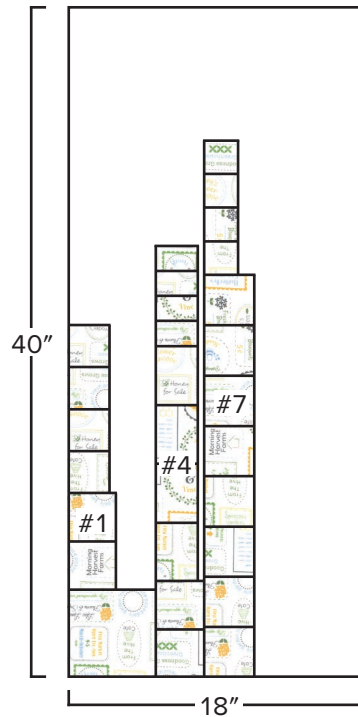
29115-22

Used in Releases 1, 2, 4 & 5



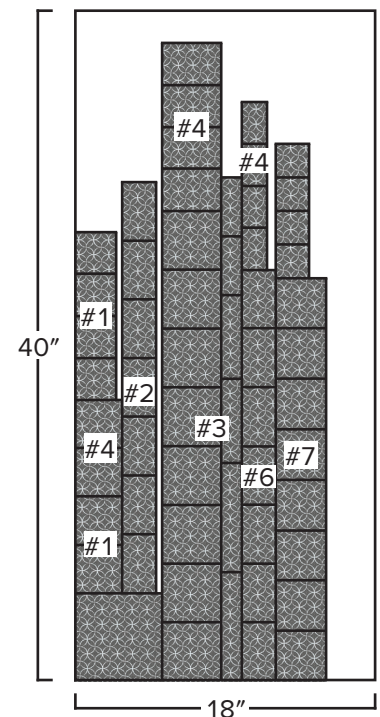
29115-31

Used in Releases 1, 4 & 7



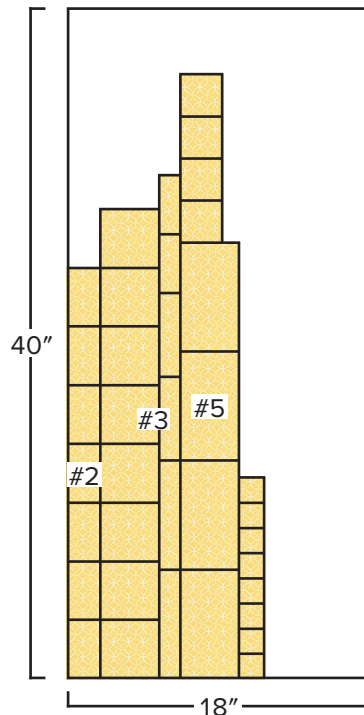
29116-13

Used in Releases 1, 2, 3, 4, 6 & 7



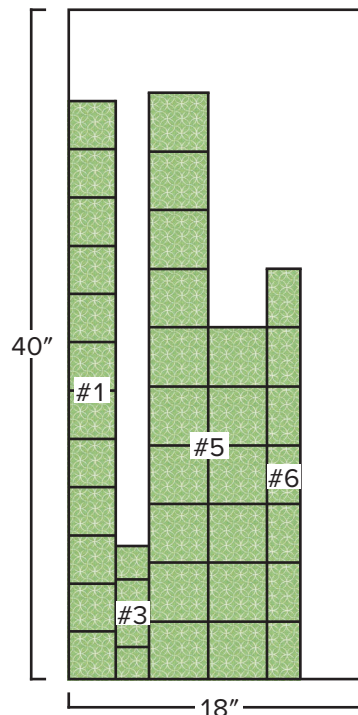
29116-14

Used in Releases 2, 3 & 5



29116-17

Used in Releases 1, 3, 5 & 6

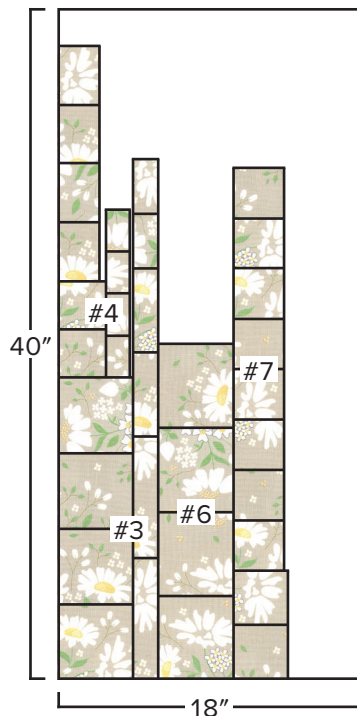




Half Yard Cutting Diagrams for Foundation Paper Method:

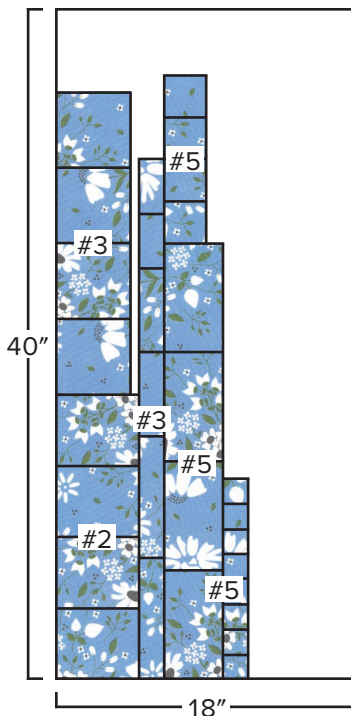
29110-12

Used in Releases 3, 4, 6 & 7



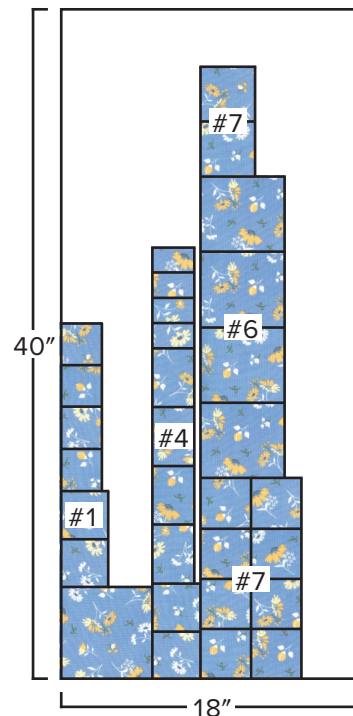
29110-18

Used in Releases 2, 3 & 5



29111-18

Used in Releases 1, 4, 6 & 7



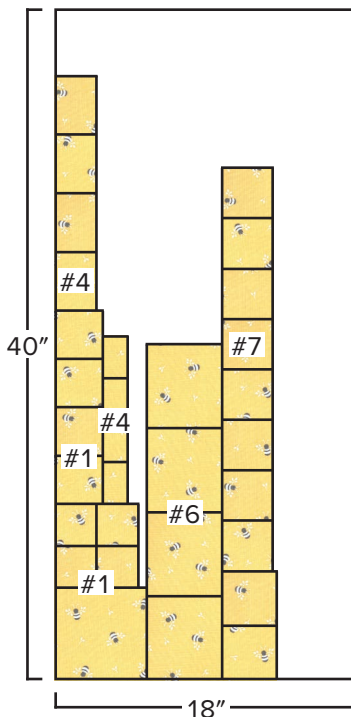
29112-11

Used in Releases 1, 5 & 7



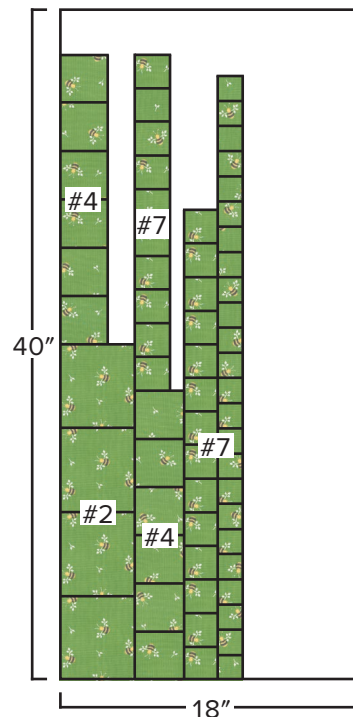
29112-14

Used in Releases 1, 4, 6 & 7



29112-17

Used in Releases 2, 4 & 7

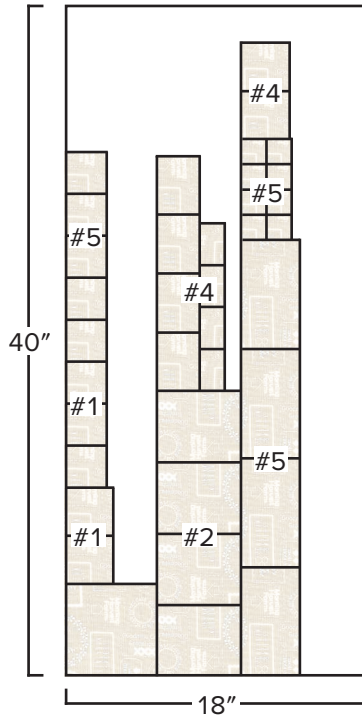




Half Yard Cutting Diagrams for Foundation Paper Method Continued:

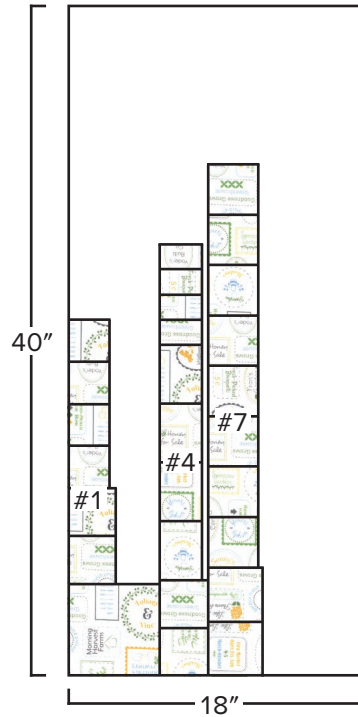
29115-22

Used in Releases 1, 2, 4 & 5



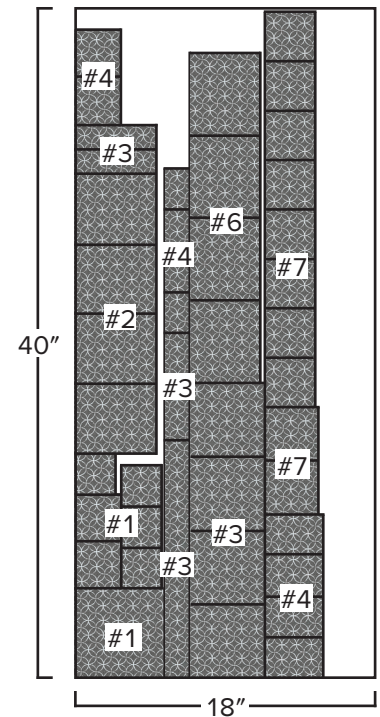
29115-31

Used in Releases 1, 4 & 7



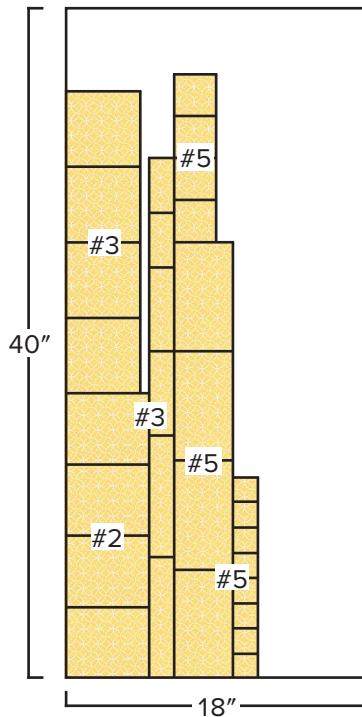
29116-13

Used in Releases 1, 2, 3,
4, 6 & 7



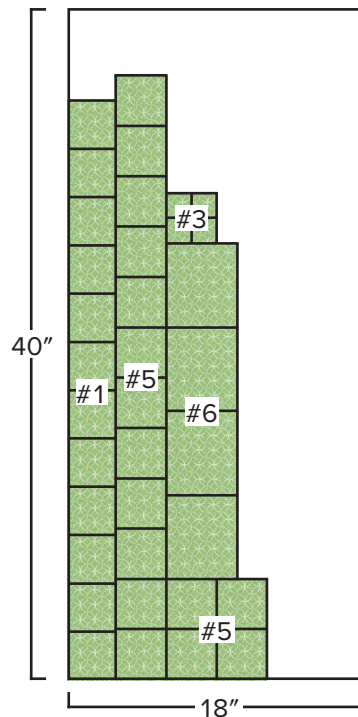
29116-14

Used in Releases 2, 3 & 5



29116-17

Used in Releases 1, 3, 5 & 6



1st Release

Lucky Row One × February 1st 2021




2nd Release

Happy Chance Row Two × February 15th 2021



3rd Release

Windfall Row Three × March 1st 2021



4th Release

Good Fortune Row Four × March 15th 2021



5th Release

Fateful Row Five × April 1st 2021




6th Release

Happenstance Row Six × April 15th 2021



7th Release

Jackpot Row Seven × May 1st 2021




8th Release

Finishing × May 15th 2021



9th Release

Backing × June 1st 2021



Copyright 2021 Fat Quarter Shop, LLC. All rights reserved. Duplication of any kind is prohibited.

This pattern may be used for personal purposes only and may not be reproduced without the express written permission from the Fat Quarter Shop.

These patterns may not be used for commercial purposes.