

42 1/2" x 42 1/2"


Fabric Requirements:

- Background & Borders: 2 1/4 yards
- Martha Washington Star Block Pinwheel Units: Fat Eighth
- Martha Washington Star Block Flying Geese Unit: 5/8 yard
- Evening Star Units: Charm Pack (use 32 - 5" squares)
- Geese Blocks: 6 Fat Eighths (3 for Fabric D, 3 for Fabric F)
- Binding: 1/2 yard
- Backing: 3 yards

Follow the cutting and block assembly instructions in Bloom*Topia Release #5 Martha Washington Star Block Pattern, Release #7 Geese Block Pattern and Release #9 Evening Star Block Pattern for your blocks.

<https://blog.fatquartershop.com/2020-bloomtopia-quilt-along/>

Martha Washington Star Block



Make four

Martha Washington Star Block Cutting:

Background	4	A
	8	B
	16	C
	16	D
Pinwheel Units	4	E
Flying Geese Units	32	F



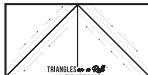


Geese Block



Make four

Geese Block Cutting:

Background	12	B
Half Square Triangle Units	<i>From each print cut:</i>	
	2 (6 total)	D
	2 (6 total)	F
3" Finished Half Square Triangle Paper #H300	12 - two by one sections (2 squares each)	
		



Evening Star Block



Make four

Evening Star Unit Cutting:

Background	8	B
	32	C
	32	D
Evening Star Units	<i>From each print cut:</i>	
	2 (64 total)	F



Finishing Cutting:

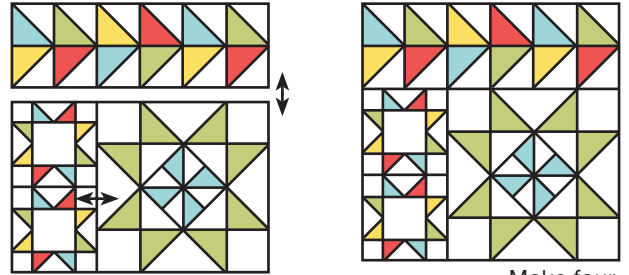
Background	2 - 3 1/2" x 36 1/2" strips	A1
	3 - 3 1/2" x width of fabric strips	A2
Binding	5 - 2 1/2" x width of fabric strips	B

Use 1/4" seams and press as arrows indicate throughout.

Finishing Setting:

Assemble one Evening Star Block, one Martha Washington Star Block and one Geese Block.

Star Block should measure 18 1/2" x 18 1/2".




Make four.



Quilt Center:

Assemble Quilt Center.

Quilt Center Should measure 36 1/2" x 36 1/2".





Borders:

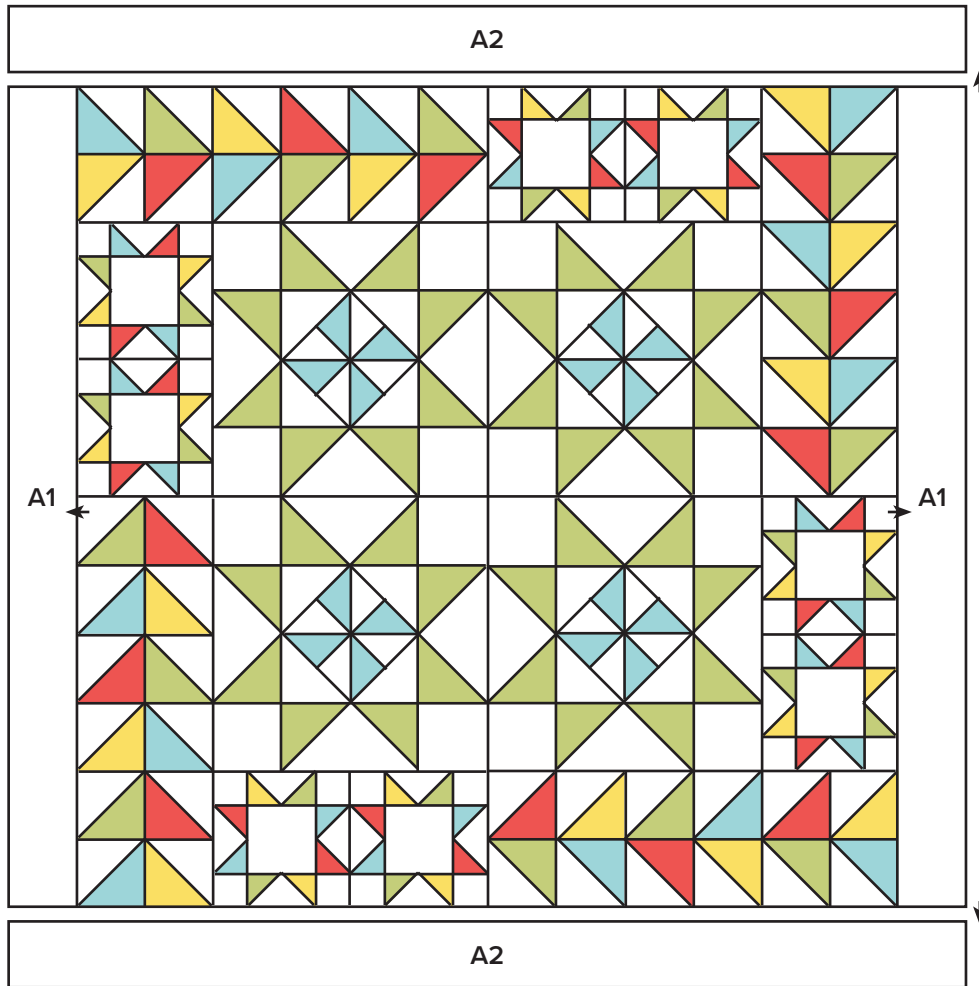
Piece the Fabric A2 strips end to end.

Subcut into:

2 - 3 1/2" x 42 1/2" strips (Top and Bottom Borders - A2)

Attach side borders using the Fabric A1 strips.

Attach the Top and Bottom Borders.



Finishing:

Piece the Fabric B strips end to end for binding.

Quilt and bind as desired.