


Perfect 10 Sampler - Week 7

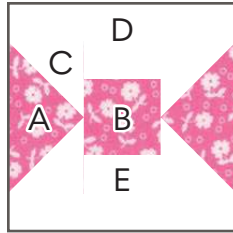


MAKE SIX NEAPOLITAN BLOCKS

PAGE 52



Make three



Make three

CUTTING INSTRUCTIONS:

Two Layer Cake squares (2 - 10" squares)


Neapolitan Blocks From each 10" square cut:
 6 (A)
 3 (B)

Background

24 (C)
 12 (D)
 12 (E)

MAKE ONE PEACHES 'N CREAM BLOCK

PAGE 56



CUTTING INSTRUCTIONS:

Four Layer Cake squares (4 - 10" squares)

Peaches 'n Cream Block From each 10" square cut:
 2 (A)

Background

16 (C)

Complete block cutting and instructions can be found in the Perfect 10 Quilts Book by It's Sew Emma.

We recommend using the Creative Grids Perfect 10 Ruler.

