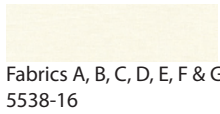




Wishes Quilt Along Block Twelve - Grape Basket



Fabrics A, B, C, D, E, F & G
5538-16



Fabrics H & I
5531-24



Fabric J
5536-23



Fabrics K & L
5537-12



Fabrics M & N
5535-21

Cutting:

A	1	6 3/8" square	H	1	6 3/8" square
B	1	3 7/8" square	I	1	3 7/8" square
C	2	3 1/2" x 8 1/2" rectangles	J	2	3 5/8" squares
D	4	3 5/8" squares	K	1	3 5/8" square
E	2	3 1/4" x 6" rectangles	L	2	3 1/4" squares
F	1	3 1/2" square	M	1	3 5/8" square
G	1	3 1/4" square	N	2	3 1/4" squares

Use 1/4" seams and press as arrows indicate throughout.

Draw a diagonal line on the wrong side of the Fabric L squares and Fabric N squares.

With right sides facing, layer a Fabric L square on the left end of a Fabric E rectangle.

Stitch on the drawn line and trim 1/4" away from the seam.



Make one.

Repeat on the right end of the Fabric E rectangle using a Fabric N square.

Fabric L/E/N Unit should measure 3 1/4" x 6".

Make one.




Make one.

Repeat using Fabric N and L squares and a Fabric E rectangle.

Fabric N/E/L Unit should measure 3 1/4" x 6".

Make one.



Make one.



Make one.

Draw a diagonal line on the wrong side of the Fabric D squares.

With right sides facing, layer a Fabric D square with a Fabric M square.

Stitch 1/4" from each side of the drawn line.

Cut apart on the marked line.

Fabric D/M Half Square Triangle Unit should measure 3 1/4" x 3 1/4".

Make two.



Make two.

Repeat using Fabric D, Fabric K and Fabric J squares as shown.

Half Square Triangle Unit should measure 3 1/4" x 3 1/4".

Make six total.

You will not use one Fabric D/J Half Square Triangle Unit.



Make two.



Make four.

Draw a diagonal line on the wrong side of the Fabric B squares.

With right sides facing, layer a Fabric B square with a Fabric I square.

Stitch 1/4" from each side of the drawn line.

Cut apart on the marked line.

Fabric B/I Half Square Triangle Unit should measure 3 1/2" x 3 1/2".

Make two.



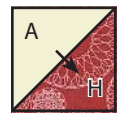
Make two.

Repeat using Fabric A and Fabric H squares as shown.

Fabric A/H Half Square Triangle Unit should measure 6" x 6".

Make two.

You will not use one Fabric A/H Half Square Triangle Unit.



Make two.



You can help by donating to Make-A-Wish through the [Wishes Quilt Along donation page](#).





Wishes Quilt Along Block Twelve - Grape Basket



Assemble one Fabric L/E/N Unit, one Fabric D/M Half Square Triangle Unit and one Fabric G square as shown.

Basket One Unit should measure 3 1/4" x 11 1/2".

Make one.



Assemble one Fabric D/K Half Square Triangle Unit, two Fabric D/J Half Square Triangle Units and one Fabric D/M Half Square Triangle Unit as shown.

Basket Two Unit should measure 3 1/4" x 11 1/2".

Make one.



Assemble one Fabric D/J Half Square Triangle Unit and one Fabric D/K Half Square Triangle Unit as shown.

Fabric D/J/D/K Unit should measure 3 1/4" x 6".

Make one.



Assemble one Fabric A/H Unit, one Fabric D/J/D/K Unit and one Fabric N/E/L Unit as shown.

Basket Three Unit should measure 6" x 11 1/2".

Make one.

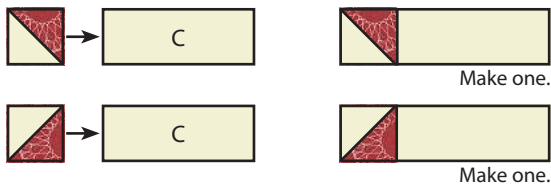


Assemble one Fabric B/I Half Square Triangle Unit and one Fabric C rectangle as shown.

Pay close attention to unit placement.

Basket Four Unit should measure 3 1/2" x 11 1/2".

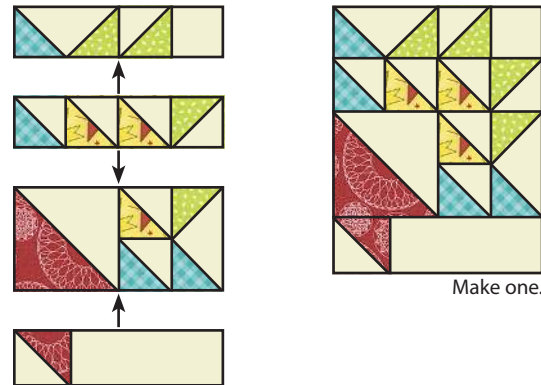
Make two total.



Assemble one Basket One Unit, one Basket Two Unit, one Basket Three Unit and one Basket Four Unit as shown.

Grape Basket Unit should measure 11 1/2" x 14 1/2".

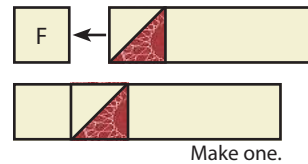
Make one.



Assemble one Fabric F square and one Basket Four Unit as shown.

Grape Basket Side Unit should measure 3 1/2" x 11 1/2".


Make one.



Assemble Block Twelve as shown.

Block Twelve should measure 14 1/2" x 14 1/2".

Make one.



MAKE-A-WISH
Central & South Texas
[You can help by donating to Make-A-Wish through the Wishes Quilt Along donation page.](#)

