



# Wishes Quilt Along Block Ten - Idaho Beauty



Fabrics A, B, C & D  
5538-16



Fabrics E & F  
5538-13



Fabrics G & H  
5537-14



Fabrics I & J  
5530-22

## Cutting:

A	4	4" squares	F	8	2 1/4" squares
B	4	2 1/4" x 4" rectangles	G	2	4" squares
C	8	2 1/4" x 4" rectangles	H	12	2 1/4" squares
D	4	2 1/4" squares	I	2	4" squares
E	1	4" square	J	12	2 1/4" squares

Use 1/4" seams and press as arrows indicate throughout.

Draw a diagonal line on the wrong side of the Fabric H squares, Fabric J squares and Fabric F squares.

With right sides facing, layer a Fabric H square on one corner of a Fabric A square.

Stitch on the drawn line and trim 1/4" away from the seam.

Make four.



Make four.

Repeat on the remaining corners of the Fabric A square using Fabric J and Fabric F squares as shown.

Square Unit should measure 4" x 4".

Pay close attention to fabric placement.

Make four total.



Make two.  
Square One Unit.



Make two.  
Square Two Unit.

With right sides facing, layer a Fabric H square on the left end of a Fabric C rectangle.

Stitch on the drawn line and trim 1/4" away from the seam.



Make four.

Repeat on the right end of the Fabric C rectangle.

Fabric H/C/H Unit should measure 2 1/4" x 4".

Make four.



Make four.

Repeat using Fabric J squares and Fabric C rectangles.

Fabric J/C/J Unit should measure 2 1/4" x 4".

Make four.



Make four.

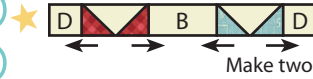
1 of 1

Copyright 2014 Fat Quarter Shop, LLC. All rights reserved. Duplication of any kind is prohibited.

Assemble two Fabric D squares, one Fabric H/C/H Unit, one Fabric B rectangle and one Fabric J/C/J Unit as shown.

Idaho Beauty One Unit should measure 2 1/4" x 14 1/2".

Make two.



Make two.

Assemble one Fabric H/C/H Unit, one Fabric G square, one Square One Unit, one Fabric I square and one Fabric J/C/J Unit as shown.

Idaho Beauty Two Unit should measure 4" x 14 1/2".

Make two.

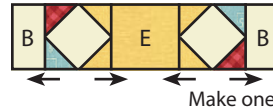


Make two.

Assemble two Fabric B rectangles, two Square Two Units and one Fabric E square as shown.

Idaho Beauty Three Unit should measure 4" x 14 1/2".

Make one.




Make one.

Assemble Block Ten as shown.

Block Ten should measure 14 1/2" x 14 1/2".

Make one.



Make one.

MAKE-A-WISH®  
Central & South Texas

You can help by donating to Make-A-Wish through  
the Wishes Quilt Along donation page.



1-866-826-2069

www.FatQuarterShop.com

www.YouTube.com/FatQuarterShop