



BLOCKS 2A & 2B

ORANGE PEEL


Check out our
YouTube tutorial



Block 2A: Make one.
Unfinished: 12 1/2" x 12 1/2"



Block 2A: Make one.
Unfinished: 12 1/2" x 12 1/2"









Block 2B: Make one.
Unfinished: 8 1/2" x 12 1/2"



Make one.
Unfinished: 4 1/2" x 4 1/2"

Fabrics:

	9900-200	5/8 yard	Fabrics A & B
	9900-89	18" x 21"	Fabric C
	9900-140	18" x 21"	Fabric C
	9900-86	18" x 21"	Fabric D
	Impressions Orange Peel Templates		
	Pellon Sew-In 15" x 3 yard Interfacing Pellon #PLS36		

Cutting:

	Fabric	
White	A	7 - 4 1/2" squares
	B	32 - 3 1/2" squares
Peach & Raspberry (from each Fabric C)	C	16 - 3" Orange Peel Units*
Caribbean	D	7 - 4" Orange Peel Units*

*If you do not have the Impressions Orange Peel Templates, paper templates are provided on page 3.

Use 1/4" seams and press as directed. (Measurements for Block 2B are in parentheses.)

Block Assembly:

Using the 4" Orange Peel Placement Guide, position a Fabric D Orange Peel Unit on a Fabric A square.

Using your preferred applique method, applique a Fabric D Orange Peel Unit to a Fabric A square.

Appliqued Orange Peel Unit should measure 4 1/2" x 4 1/2".



Make seven.

Using the 3" Orange Peel Placement Guide, position a Fabric C Orange Peel Unit on a Fabric B square.

Using your preferred applique method, applique a Fabric C Orange Peel Unit to a Fabric B square.

Appliqued Orange Peel Unit should measure 3 1/2" x 3 1/2".



Make sixteen.



Make sixteen.

Assemble two matching Appliqued Orange Peel Units.

Press open.

Double Peel Unit should measure 3 1/2" x 6 1/2"
(4 1/2" x 8 1/2").



Make eight
for Block 2A.



Make eight
for Block 2A.



Make three
for Block 2B.



1-866-826-2069

www.FatQuarterShop.com

www.YouTube.com/FatQuarterShop



BLOCKS 2A & 2B



ORANGE PEEL

check out our
YouTube tutorial

Assemble two matching Double Peel Units.

Press open.

Quad Peel Unit should measure $6\frac{1}{2}'' \times 6\frac{1}{2}''$ ($8\frac{1}{2}'' \times 8\frac{1}{2}''$).



Make four
for Block 2A.




Make four
for Block 2A.

Make one
for Block 2B.

Assemble Block 2A.

Press open.

Block 2A should measure $12\frac{1}{2}'' \times 12\frac{1}{2}''$.





Make one.

Make one.

Assemble Block 2B.

Press open.

Block 2B should measure $8\frac{1}{2}'' \times 12\frac{1}{2}''$.



Make one.


Set aside the remaining Appliqued Orange Peel Unit.

It will be used in the finishing.



check out our
 YouTube tutorial

4" Orange Peel Placement Guide



3" Orange Peel Placement Guide

