

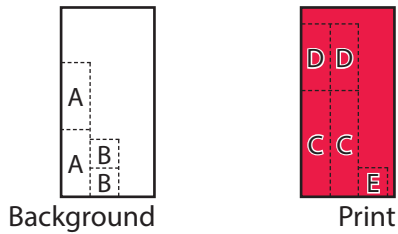
## Box-in-a-Box - Block # 3



### Cutting:

5" Block

Background <i>from 6 Jolly Bar rectangles cut:</i>	A	2 - 1 1/2" x 3 1/2" rectangles (12 total)
	B	2 - 1 1/2" squares (12 total)
Print <i>from 6 Jolly Bar rectangles cut:</i>	C	2 - 1 1/2" x 5 1/2" rectangles (12 total)
	D	2 - 1 1/2" x 3 1/2" rectangles (12 total)
	E	1 - 1 1/2" square (6 total)




Use 1/4" seams and press as arrows indicate throughout.

### Block Assembly:

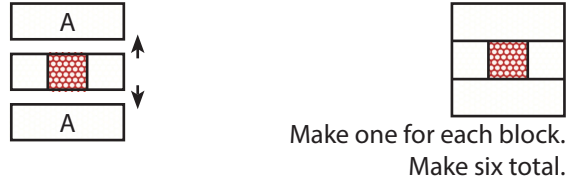
Assemble two Fabric B squares and one Fabric E square.

Partial Center Box Unit should measure 1 1/2" x 3 1/2".



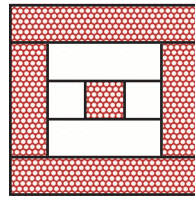
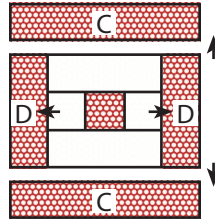
Assemble two Fabric A rectangles and one Partial Center Box Unit.

Center Box Unit should measure 3 1/2" x 3 1/2".

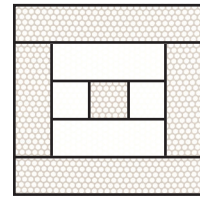


Assemble Block.

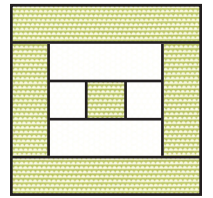
Box-in-a-Box Block should measure 5 1/2" x 5 1/2".



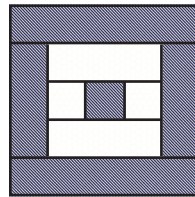
Make one.  
55023-31



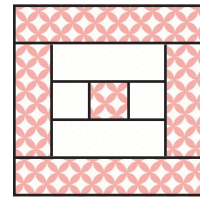
Make one.  
55023-36



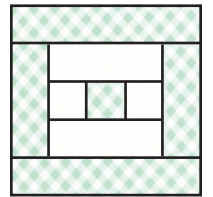
Make one.  
55037-34



Make one.  
55071-37



Make one.  
55111-49



Make one.  
55124-35