


Little Loves Quilt

www.FatQuarterShop.com

Part of the... **starburst**
jewel series



Finished size: 27 1/2" x 30 1/2"



Featuring the Creative Grids
Starburst 30 Degree
Triangle Ruler!










The Little Loves Quilt features #Love by Sandy Gervais for Moda Fabrics.

Free quilt pattern by Fat Quarter Shop

Copyright 2016 Fat Quarter Shop, LLC. All rights reserved. Duplication of any kind is prohibited.

This pattern may be used for personal purposes only and may not be reproduced without the express written permission from the Fat Quarter Shop. This pattern may not be used for commercial purposes.

Little Loves Quilt

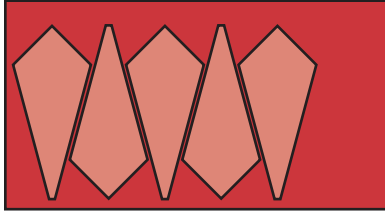
Fabric Image	SKU	Yardage	Description	Quantity & Size		
	9900-98	1 yard	Background	A	9	9 1/2" x 10 1/2" rectangles
	17910-22	3/8 yard	Applique Hearts	B	2	11" x 20" rectangles
	17914-22	3/8 yard	Applique Hearts	C	2	11" x 20" rectangles
	17913-12	3/8 yard	Binding	D	4	2 1/2" x width of fabric strips
	17910-12	1 yard	Backing			
Pellon Sew - In 15" x 3 yard Interfacing - Pellon #PLS36 				E	9	9 1/2" x 10 1/2" rectangles
Creative Grids Starburst 30 Degree Triangle Ruler # CGRISE30 						

Little Loves Quilt

Use ¼" seams and press as arrows indicate throughout.

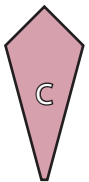
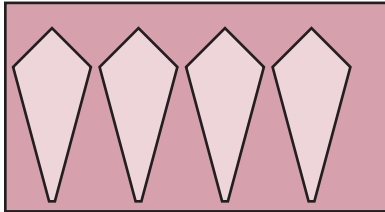
Heart Blocks:

Cut five Starburst B Units from each Fabric B rectangle.



Make ten.


Cut four Starburst C Units from each Fabric C rectangle.
Pay close attention to the direction of the print.



Make eight.

Assemble two Starburst B Units.

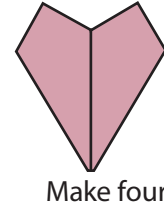
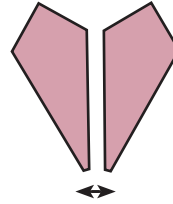
Make five Heart Units.



Make five.

Assemble two Starburst C Units.

Make four Heart Units.



Make four.

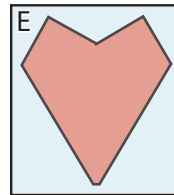
With right sides facing, layer a Heart Unit with a Fabric E rectangle.

Using a ¼" seam, sew around the entire Heart Unit.

Trim the excess Pellon by cutting around the Heart Unit.

Trim the tips ⅛" away from the seam.

Make nine Finished Heart Units.



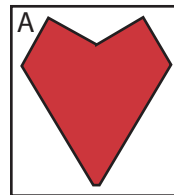
Make nine.

Cut a 4" slit in the Pellon and turn the Finished Heart Unit right side out.

Using your preferred applique method, attach the Finished Heart Unit to the Fabric A rectangle.

Heart Block should measure 9 ½" x 10 ½".

Make nine.



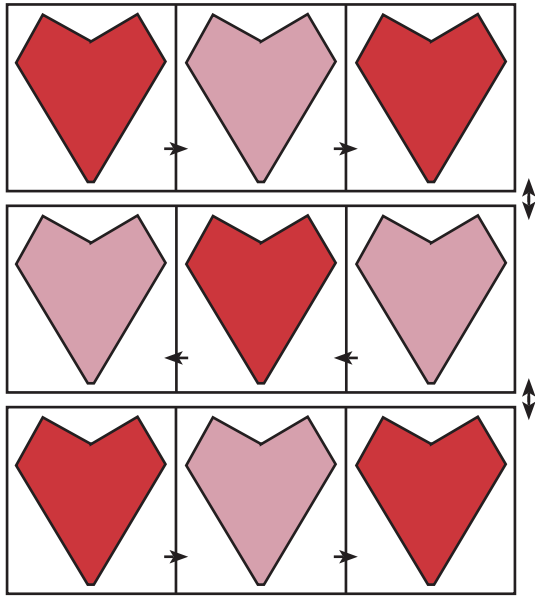
Make nine.

Little Loves Quilt

Quilt Center:

Assemble Quilt Center.

Quilt Center should measure 27 ½" x 30 ½".



Finishing:

Piece the Fabric D strips end to end for binding.

Quilt and bind as desired.