



Fabric A
55023-38



Fabrics B, C & D
55023-39



Fabrics B, C & D
55037-32



Fabrics B, C & D
55037-41



Fabrics B, C & D
55071-34



Fabrics B, C & D
55111-46

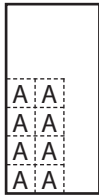


Fabrics B, C & D
55124-37

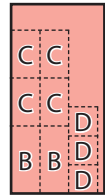
Cutting:

5" Block

Background <i>from 6 Jolly Bar rectangles cut:</i>	A	8 - 1 1/2" squares (48 total)
Print <i>from 6 Jolly Bar rectangles cut:</i>	B	2 - 1 1/2" x 3 1/2" rectangles (12 total)
	C	4 - 1 1/2" x 2 1/2" rectangles (24 total)
	D	3 - 1 1/2" squares (18 total)



Background



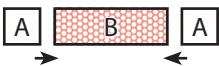
Print

Use 1/4" seams and press as arrows indicate throughout.

Block Assembly:

Assemble two Fabric A squares and one Fabric B rectangle.

Outer Friendship Unit should measure 1 1/2" x 5 1/2".



Make two for each block.
Make twelve total.

Assemble two matching Fabric C rectangles and one Fabric A square.

Inner Friendship Unit should measure 1 1/2" x 5 1/2".



Make two for each block.
Make twelve total.

Assemble three matching Fabric D squares and two Fabric A squares.

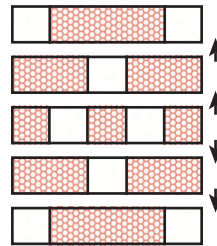
Center Friendship Unit should measure 1 1/2" x 5 1/2".



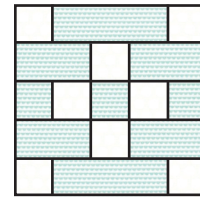
Make one for each block.
Make six total.

Assemble Block.

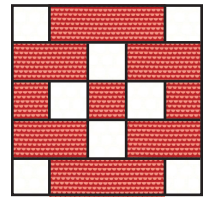
Souvenir of Friendship Block should measure 5 1/2" x 5 1/2".




Make one.
55023-39




Make one.
55037-32




Make one.
55037-41



Make one.
55071-34



Make one.
55111-46



Make one.
55124-37

