

Layer Cake Pop Quilt Pattern

Shortcut Pattern



Finished Size: 48 1/2" x 60 1/2"

Fabric Requirements

- One Spectrum Layer Cake or twenty 10" squares
- One Jelly Roll (9900JR-98) or forty 2 1/2" x width of fabric strips
- 5/8 yard binding (10862-15)
- 3 1/3 yards backing (10860-17)

Cutting

- Cut each 10" square into:
 - 1 - 4 1/2" square - 20 total (Fabric A)
 - 8 - 2 1/2" squares - 160 total (Fabric B)
- Cut each of twenty - 2 1/2" x width of fabric strips into:
 - 2 - 2 1/2" x 8 1/2" rectangles - 40 total (Fabric C)
 - 2 - 2 1/2" x 4 1/2" rectangles - 40 total (Fabric D)
 - 4 - 2 1/2" squares - 80 total (Fabric E)
- Cut each of twenty - 2 1/2" x width of fabric strips into:
 - 4 - 2 1/2" x 8 1/2" rectangles - 80 total (Fabric F)
- Cut binding fabric into:
 - 7 - 2 1/2" x width of fabric strips (Fabric G)

Check out our YouTube tutorial

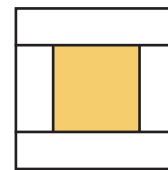
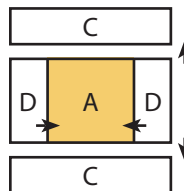
Block Assembly

Use 1/4" seams and press as arrows indicate throughout.

Assemble two Fabric D rectangles, one Fabric A square and two Fabric C rectangles.

Center Pop Unit should measure 8 1/2" x 8 1/2".

Make twenty.





Make twenty.

Draw a diagonal line on the wrong side of the Fabric B squares.

With right sides facing, layer a Fabric B square on one end of a Fabric F rectangle.

Stitch on the drawn line and trim 1/4" away from the seam.





Make eighty.

Repeat on the opposite end with a matching Fabric B square.

Outer Pop Unit should measure 2 1/2" x 8 1/2".

Make eighty.

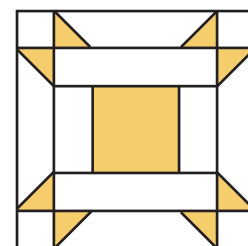
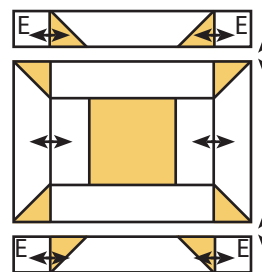


Make eighty.

Assemble the Pop Block.

Pop Block should measure 12 1/2" x 12 1/2".

Make twenty.



1-866-826-2069

www.FatQuarterShop.com

www.YouTube.com/FatQuarterShop




Layer Cake Pop Quilt Pattern

Shortcut Pattern

Quilt Center

Assemble the Quilt Center.


Quilt Center should measure 48 1/2" x 60 1/2".



Finishing

Piece the Fabric G strips end to end for binding.

Quilt and bind as desired.



Copyright 2016 Fat Quarter Shop, LLC. All rights reserved. Duplication of any kind is prohibited.
This pattern may be used for personal purposes only and may not be reproduced without the express written permission from the Fat Quarter Shop.
These patterns may not be used for commercial purposes.