


Cupcake




design by
**Anne Sutton of
Bunny Hill Designs**

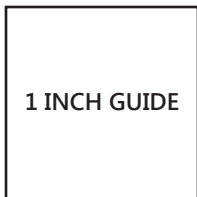
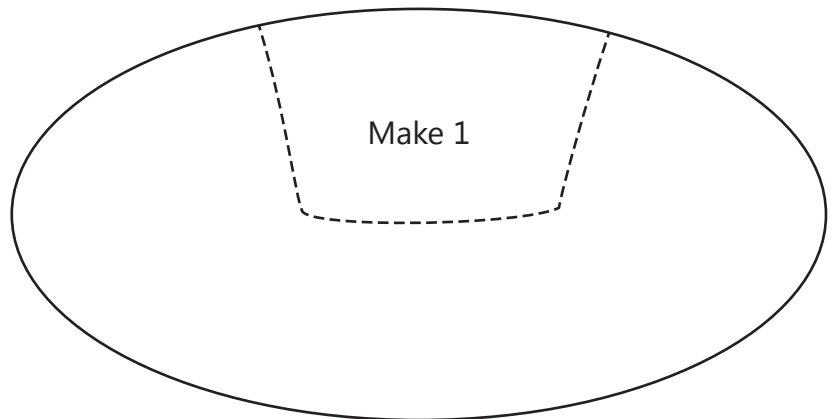
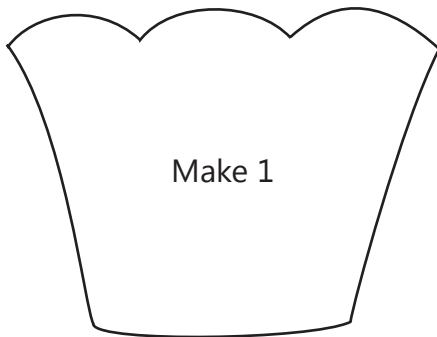
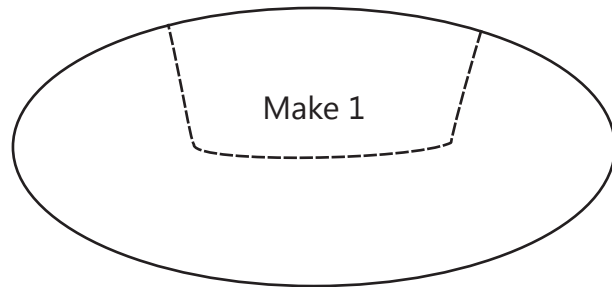
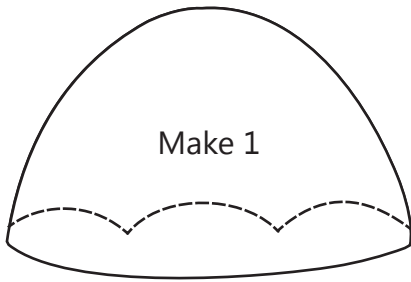
Cut 1 - 7 1/2" Background Square.

After pieces have been appliquéd, trim the
Background Square to 6 1/2" square.

Block will finish at 6" square.



Placement Diagram



Templates are actual size and do not include seam allowance.

Copyright 2016 Fat Quarter Shop, LLC. All rights reserved. Duplication of any kind is prohibited. This pattern may be used for personal purposes only and may not be reproduced without the express written permission From the Fat Quarter Shop. This pattern may not be used for commercial purposes.



Placement Diagram at 100% scale

