


Free Pattern

# Mini Charm Mix Table Runner Pattern



Finished Size: 14 1/2" x 59 1/2"

## Fabric Requirements

Three Mini Charm Packs or one hundred twelve 2 1/2" squares (Lakeside Gatherings Mini Charm Packs)

One Solid Charm Pack or twenty-one 5" squares (White Bella Solids Charm Pack SKU# 9900PP-98)

1/2 yard binding

2 yards backing

## Cutting

Cut twenty-one solid 5" squares into:  
42 - 2 1/2" x 5" rectangles

Cut binding fabric into:  
5 - 2" x width of fabric strips

check out our  
YouTube tutorial


## Piecing Instructions

Use 1/4" seams and press as arrows indicate throughout.

Assemble one 2 1/2" square and one 2 1/2" x 5" solid rectangle.

Rail Unit should measure 2 1/2" x 7".

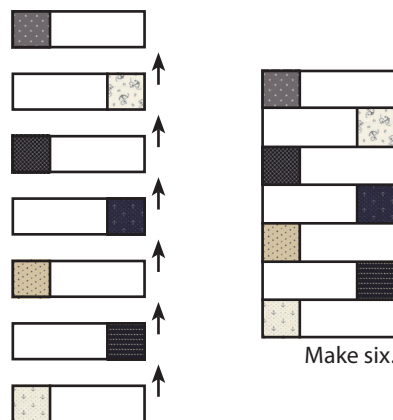
Make forty-two.



Assemble seven Rail Units.

Rail Row should measure 7" x 14 1/2".

Make six.



1-866-826-2069  
www.FatQuarterShop.com  
www.YouTube.com/FatQuarterShop

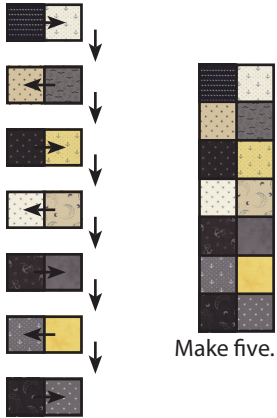
Free Pattern

# Mini Charm Mix Table Runner Pattern

Assemble fourteen 2 1/2" squares.

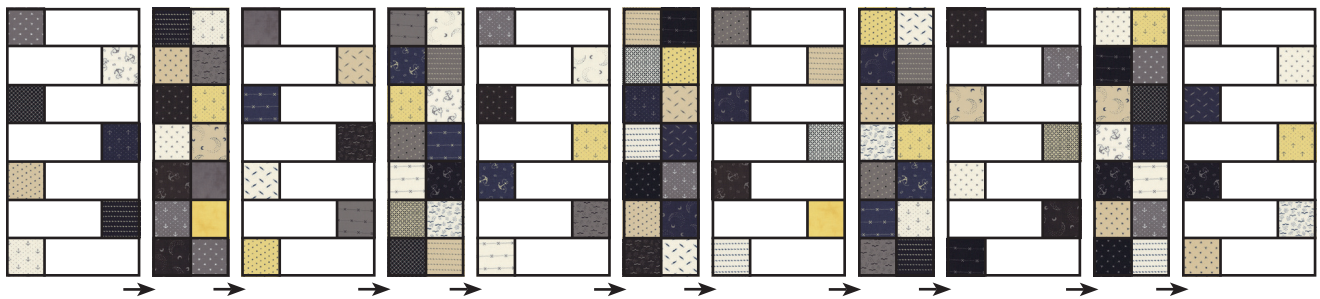
Patchwork Row should measure 4 1/2" x 14 1/2".

Make five.



## Quilt Center


Assemble Quilt Center as shown.



## Finishing

Sew 2" binding strips end to end for binding.

Quilt and bind as desired.



Copyright 2014 Fat Quarter Shop, LLC. All rights reserved. Duplication of any kind is prohibited.

This pattern may be used for personal purposes only and may not be reproduced without the express written permission from the Fat Quarter Shop. These patterns may not be used for commercial purposes.

# Mini Charm Mix Sizing Guide

Follow the block instructions for the original Mini Charm Mix Table Runner pattern.  
This reference guide will assist with making different sizes.

## Table Runner

Refer to the Mini Charm Mix pattern for the Table Runner.

## Crib Quilt

Finished Size: 32 ½" x 38 ½"

### Fabric Requirements:

Four Mini Charm Packs or one hundred sixty 2 ½" squares (Lakeside Gatherings Mini Charm Packs)

One Solid Charm Pack or thirty-two 5" squares

(White Bella Solids Charm Pack SKU# 9900PP-98)

½ yard binding

1 ⅜ yards backing


### Cutting:

Cut thirty-two solid 5" squares into:

64 - 2 ½" x 5" rectangles

Cut binding fabric into:

5 - 2" x width of fabric strips



check out our  
YouTube tutorial

1-866-826-2069

[www.FatQuarterShop.com](http://www.FatQuarterShop.com)

[www.YouTube.com/FatQuarterShop](http://www.YouTube.com/FatQuarterShop)



# Mini Charm Mix Sizing Guide

## Lap Quilt

*Finished Size: 48 1/2" x 59 1/2"*

### **Fabric Requirements:**

Ten Mini Charm Packs or three hundred eighty-four 2 1/2" squares (Lakeside Gatherings Mini Charm Packs)

Two Solid Charm Packs or seventy-two 5" squares

(White Bella Solids Charm Pack SKU# 9900PP-98)

5/8 yard binding

3 1/4 yards backing

### **Cutting:**

Cut seventy-two solid 5" squares into:

144 - 2 1/2" x 5" rectangles

Cut binding fabric into:

7 - 2" x width of fabric strips

