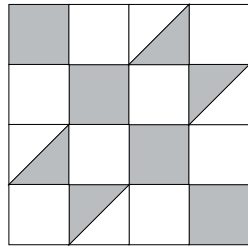
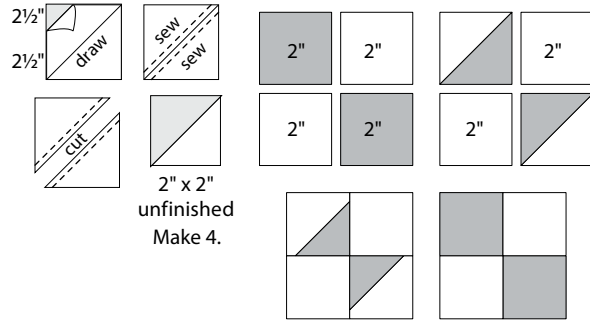


moda
Sampler Block Shuffle

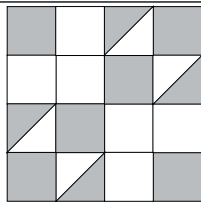


6" x 6" finished

Draw a diagonal line from corner to corner on the wrong side of 2-2½" background squares. Layer a marked square right sides together on a 2½" print square. Sew ¼" from the diagonal line on each side. Cut on the diagonal line. Press open to make 2 triangle-squares. Trim to 2" x 2". Make 4 total.



Color Option



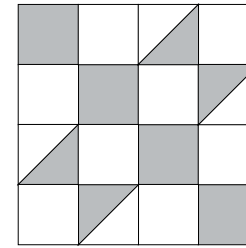
**Cutting
Print**

2-2½" squares
4-2" squares

Background

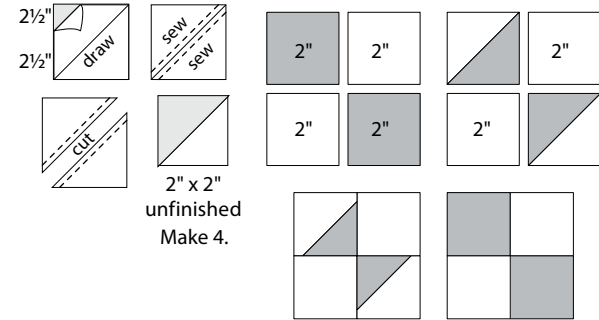
2-2½" squares
8-2" squares

moda
Sampler Block Shuffle

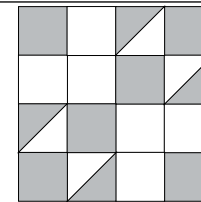


6" x 6" finished

Draw a diagonal line from corner to corner on the wrong side of 2-2½" background squares. Layer a marked square right sides together on a 2½" print square. Sew ¼" from the diagonal line on each side. Cut on the diagonal line. Press open to make 2 triangle-squares. Trim to 2" x 2". Make 4 total.



Color Option



**Cutting
Print**

2-2½" squares
4-2" squares

Background

2-2½" squares
8-2" squares