




Wishes Quilt Along Block Eleven - Stair Step



Fabrics A, B, C & D
5538-16



Fabrics E & F
5535-24



Fabrics G & H
5531-22



Fabrics I & J
5534-23

Cutting:

A	4	3" x 5" rectangles	F	2	2 1/2" squares
B	4	3" squares	G	2	3" x 5" rectangles
C	4	2 1/2" x 3" rectangles	H	2	2 1/2" x 3" rectangles
D	2	2 1/2" squares	I	2	3" x 5" rectangles
E	4	3" squares	J	2	2 1/2" x 3" rectangles



Use 1/4" seams and press as arrows indicate throughout.

Assemble one Fabric E square and one Fabric A rectangle as shown.

Fabric E/A Unit should measure 3" x 7 1/2".

Make four.



Assemble two Fabric C rectangles and one Fabric F square as shown.

Fabric C/F/C Unit should measure 2 1/2" x 7 1/2".

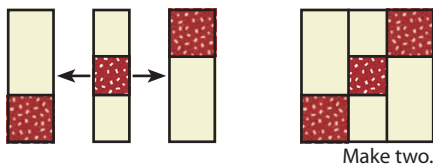
Make two.



Assemble two Fabric E/A Units and one Fabric C/F/C Unit as shown.

Stair Unit should measure 7 1/2" x 7 1/2".

Make two.



Assemble one Fabric G rectangle and one Fabric B square as shown.

Fabric G/B Unit should measure 3" x 7 1/2".

Make two.



Assemble one Fabric H rectangle, one Fabric D square and one Fabric J rectangle as shown.

Fabric H/D/J Unit should measure 2 1/2" x 7 1/2".

Make two.



Assemble one Fabric B square and one Fabric I rectangle as shown.

Fabric B/I Unit should measure 3" x 7 1/2".

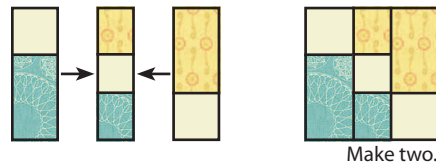
Make two.



Assemble one Fabric G/B Unit, one Fabric H/D/J Unit and one Fabric B/I Unit as shown.

Step Unit should measure 7 1/2" x 7 1/2".

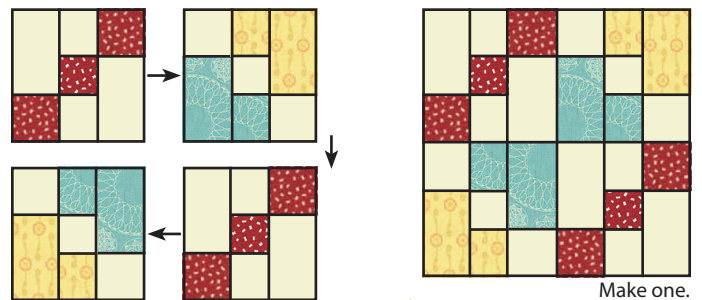
Make two.



Assemble Block Eleven as shown.

Block Eleven should measure 14 1/2" x 14 1/2".

Make one.



MAKE-A-WISH.
Central & South Texas

You can help by donating to Make-A-Wish through
the [Wishes Quilt Along donation page](#).



1-866-826-2069

www.FatQuarterShop.com

www.YouTube.com/FatQuarterShop