



Ground Cover

a free pattern from
Me and My Sister Designs



Made with “Weeds” fabric for Moda

51½ x 51½ - inches

Fabric & Supplies

18, 10 x 10 - inch squares for blocks*

1½ yards white for blocks

½ yard gray print for binding 22225-15

3½ yards of fabric for backing 22223-15

Yardage is based on 40 - inch wide fabric.

*42, 10 x 10 - inch squares are known as a layer cake

Cutting Instructions

Blocks

From white for blocks:

- Cut 5, 10 x 40 - inch strips
From these strips cut
18, 10 x 10 - inch squares

Binding

From gray print for binding:

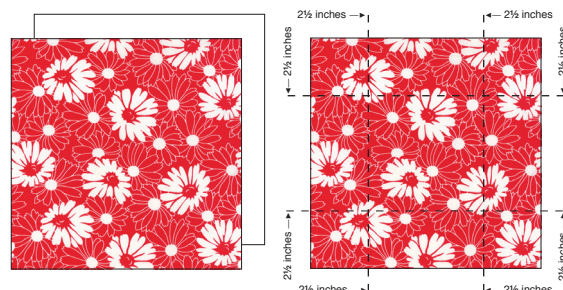
- Cut 6, 2¼ x 40 - inch strips

Piecing

Use ¼ - inch seam allowance throughout,
a small stitch length, and press seams open.

Blocks

- With right sides **both** facing up, stack one white and one print 10 x 10 - inch square together. Measure in 2½ - inches from each of the 4 sides and make 4 cuts as shown.




Layer squares.

Make 4 cuts.



- Arrange and sew blocks as shown.



- Block measures 9 x 9 inches. Make 36.




🌸 Quilt Assembly

- Referring to the Quilt Diagram, arrange and sew 6 rows of 6 blocks each. Rows measures 9 x 51½ - inches.
- Sew rows together to make quilt.

🌸 Finishing

- Layer, baste, hand or machine quilt, trim, and add binding.



Quilt Diagram

