

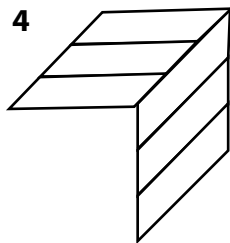
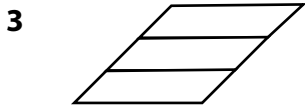
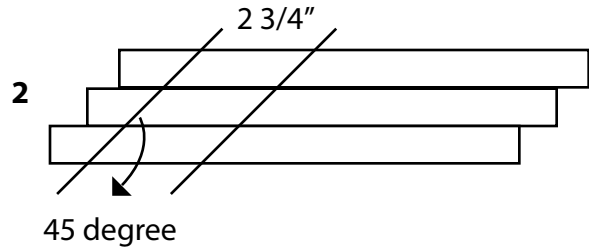

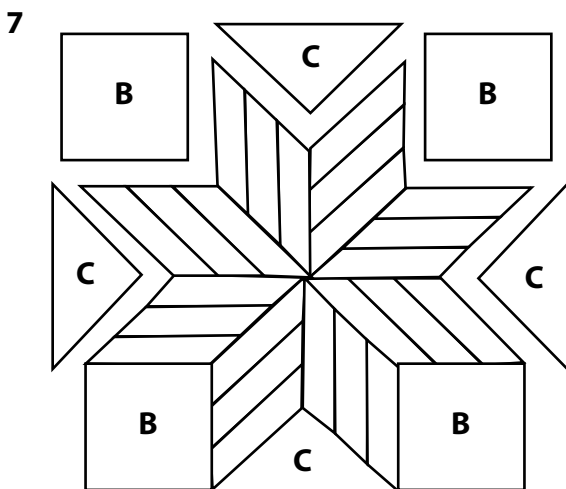


Laundry Basket Quilts Twirling Star by Edyta Sitar



- Cut 3 Strips 1 1/4" (44" long)
- Sew Strips together
- Cut Diamonds and back 4 B, 4 C for one Block
- Sew Diamonds in to a Star
- Set in Background begin with Triangles C



- B - cut 4 - 3 3/4" square
- C - cut 1 - 5 3/4" square in to 4 triangles

REMEMBER

- 1/4" Seam Allowance
- Be Accurate in cutting your Diamonds 45 Degrees