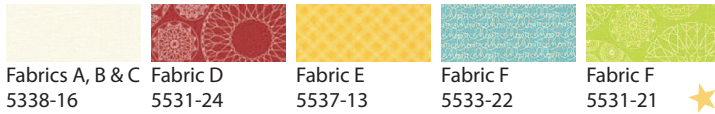




Wishes Quilt Along

Block Seven - Court House Lawn



Cutting:

- A 3 4 3/4" squares
- B 5 3" squares
- C 2 2 5/8" squares
- D 4 3" squares
- E 4 3" x 5 1/2" rectangles
- F 4 3" squares (from each Fabric F)

Use 1/4" seams and press as arrows indicate throughout.

Cut the Fabric A squares on the diagonal twice.



Make twelve.

Cut the Fabric C squares on the diagonal once.



Make four.

Assemble two Fabric B squares and one Fabric D square as shown.

Top/Bottom Nine Patch Unit should measure 3" x 8".

Make two.



Assemble two Fabric D squares and one Fabric B square as shown.

Middle Nine Patch Unit should measure 3" x 8".

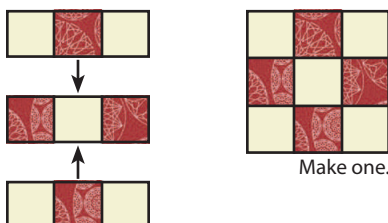
Make one.



Assemble Nine Patch Unit as shown.

Nine Patch Unit should measure 8" x 8".

Make one.



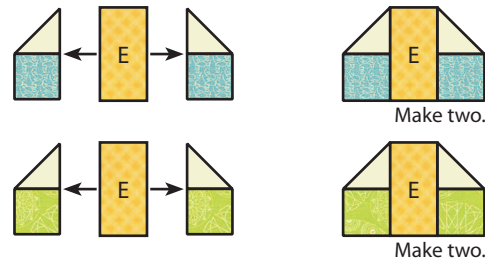
Assemble one Fabric A triangle and one Fabric F square as shown.

Make eight total.



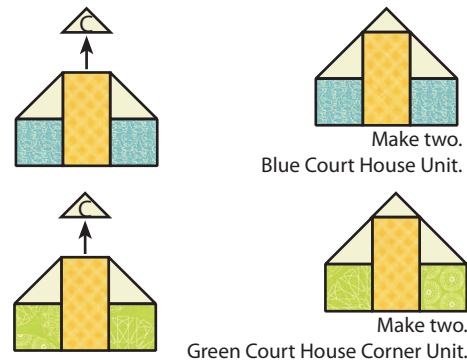
Assemble two Fabric A/F Units and one Fabric E rectangle as shown.

Make four total.



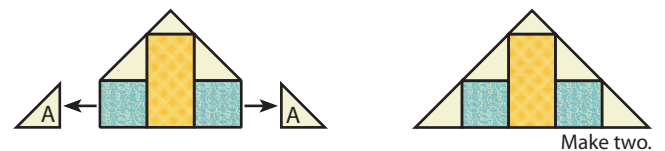
Assemble one Fabric C triangle and one Fabric A/F/E Unit as shown.

Make four total.



Assemble two Fabric A triangles and one Blue Court House Unit as shown.

Make two Blue Court House Corner Units.



MAKE-A-WISH
Central & South Texas

You can help by donating to Make-A-Wish through the [Wishes Quilt Along donation page](#).






Wishes Quilt Along



Block Seven - Court House Lawn

Assemble two Green Court House Corner Units and one Nine Patch Unit as shown.

Make one.





Make one.

Assemble Block Seven as shown.

Block Seven should measure 14 1/2" x 14 1/2".

Make one.



Make one.



You can help by donating to Make-A-Wish through the [Wishes Quilt Along donation page](#).

