



Wishes Quilt Along Fabric Requirements



62 1/2" x 78 1/2"

5 1/4 yards

Background, Sashing, Inner Border & Outer Border

5538-16



Fat Quarter of each:

Quilt Blocks, Outer Border & Backing



5530-14




5535-21



5537-12



5530-22



5535-22



5537-13



5531-21



5535-23



5537-14



5531-22



5535-24



5538-11



5531-24



5536-21



5538-12




5533-22



5536-23



5538-13



5533-24



5536-24



5534-23



5537-11



3/4 yard

Binding

5537-14



4 1/4 yards

Specialty Pieced Backing
(wait to piece when instructions are released)

5536-26



When cutting fabrics for your blocks, leave enough fabric to cut one 2 1/2" x 21" strip from each fat quarter.



Visit fatquartershop.blogspot.com/wishes.html for pattern instructions. Patterns will be released:

January 2014 - Block One

June 2014 - Block Six

November 2014 - Block Eleven

February 2014 - Block Two

July 2014 - Block Seven

December 2014 - Block Twelve,

March 2014 - Block Three

August 2014 - Block Eight

Backing Instructions &

April 2014 - Block Four

September 2014 - Block Nine

Finishing Instructions

May 2014 - Block Five

October 2014 - Block Ten



You can help by donating to Make-A-Wish through the [Wishes Quilt Along donation page](#).

Wishes was made from the Wishes Collection by Sweetwater for Moda Fabrics.

1 of 2

Copyright 2014 Fat Quarter Shop, LLC. All rights reserved. Duplication of any kind is prohibited.

1-866-826-2069


www.FatQuarterShop.com

www.YouTube.com/FatQuarterShop





Wishes Quilt Along Fabric Requirements



MAKE-A-WISH

Central & South Texas

You can help by donating to Make-A-Wish through the Wishes Quilt Along donation page.

