

Friendly Neighbors Table Topper



Includes instructions on how to turn our House on a Hill Block featured in Quiltmaker's 100 Blocks Volume 5 into a table topper.



Finished Size: 36 1/2" x 36 1/2"

Cutting Instructions:

Fabric	Quantity	Size
A	4	3" x 5 1/2" rectangles
B	4	3" squares
C	2	13" squares
D	8	3" squares
E	2	1 1/2" x 12 1/2" rectangles
F	2	1 1/2" x 10 1/2" rectangles
G	5	1 1/2" squares
H	5	1 1/2" squares
I	5	1 1/2" squares
J	5	1 1/2" squares
K	5	1 1/2" squares
L	Cut binding as preferred	

To complete the Friendly Neighbors Table Topper you will need the House on a Hill Block instructions from Quiltmaker's 100 Blocks Volume 5, page 60. Finished table topper photo on page 14.

Fabrics:



Fabric A & B 9333-11 1/4 yard	Fabric C & D 9336-12 5/8 yard	Fabric E - G 9336-16 1/4 yard	Fabric H 9331-14 1/8 yard	Fabric I 9333-17 1/8 yard
-------------------------------------	-------------------------------------	-------------------------------------	---------------------------------	---------------------------------



Fabric J 9334-15 1/8 yard	Fabric K 9334-21 1/8 yard	Fabric L 9333-16 1/2 yard	Backing 9334-12 3/4 yard
---------------------------------	---------------------------------	---------------------------------	--------------------------------

Friendly Neighbors Table Topper


by:



Use ¼” seams and press as arrows indicate throughout.

Piecing Instructions:

Cut Fabric C squares on the diagonal once.



Make four.

Draw a diagonal line on the wrong side of the Fabric D squares.

With right sides facing, layer a Fabric D square on one end of a Fabric A rectangle.

Stitch on the drawn line and trim ¼” away from the seam.



Make four.

Repeat on the opposite end of the Fabric A rectangle.

Unit should measure 3” x 5 ½”.

Repeat three more times.

Make four.


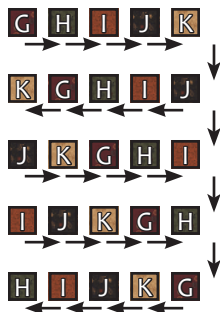


Make four.

Assemble Twenty-Five Patch as shown.

Twenty-Five Patch should measure 5 ½” x 5 ½”.

Make one.

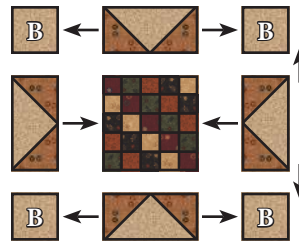


Make one.

Assemble unit as shown.

Unit should measure 10 ½” x 10 ½”.

Make one.

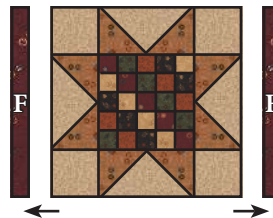


Make one.

Assemble unit as shown.

Unit should measure 10 ½” x 12 ½”.

Make one.


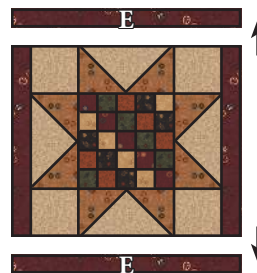


Make one.

Assemble unit as shown.

Unit should measure 12 ½” x 12 ½”.

Make one.



Make one.

Friendly Neighbors Table Toppper

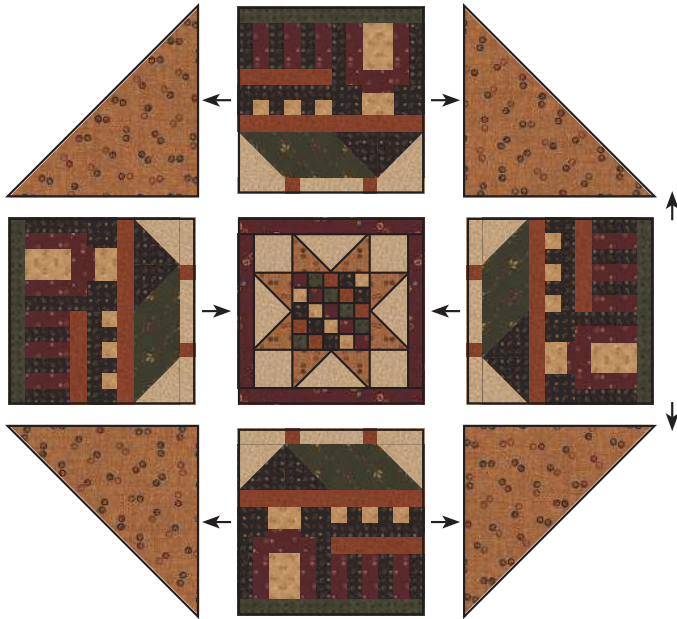
by:



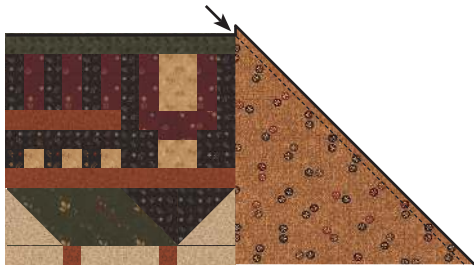
Table Topper Assembly:

Assemble Table Topper as shown.

Table Topper should measure 36 1/2" x 36 1/2"



Trim down corners as shown.



Finishing:

Quilt and bind as desired.

